

# Status of the IEEE Transactions on Aerospace and Electronic Systems

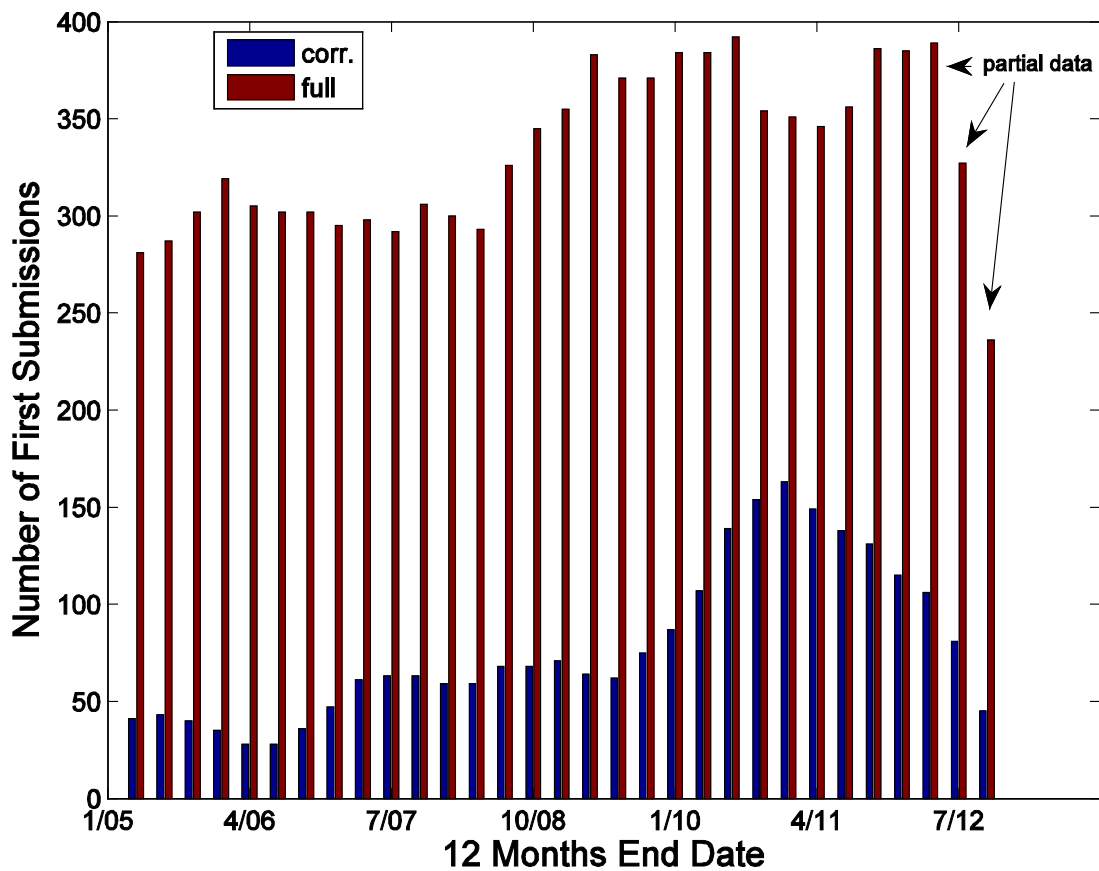
By

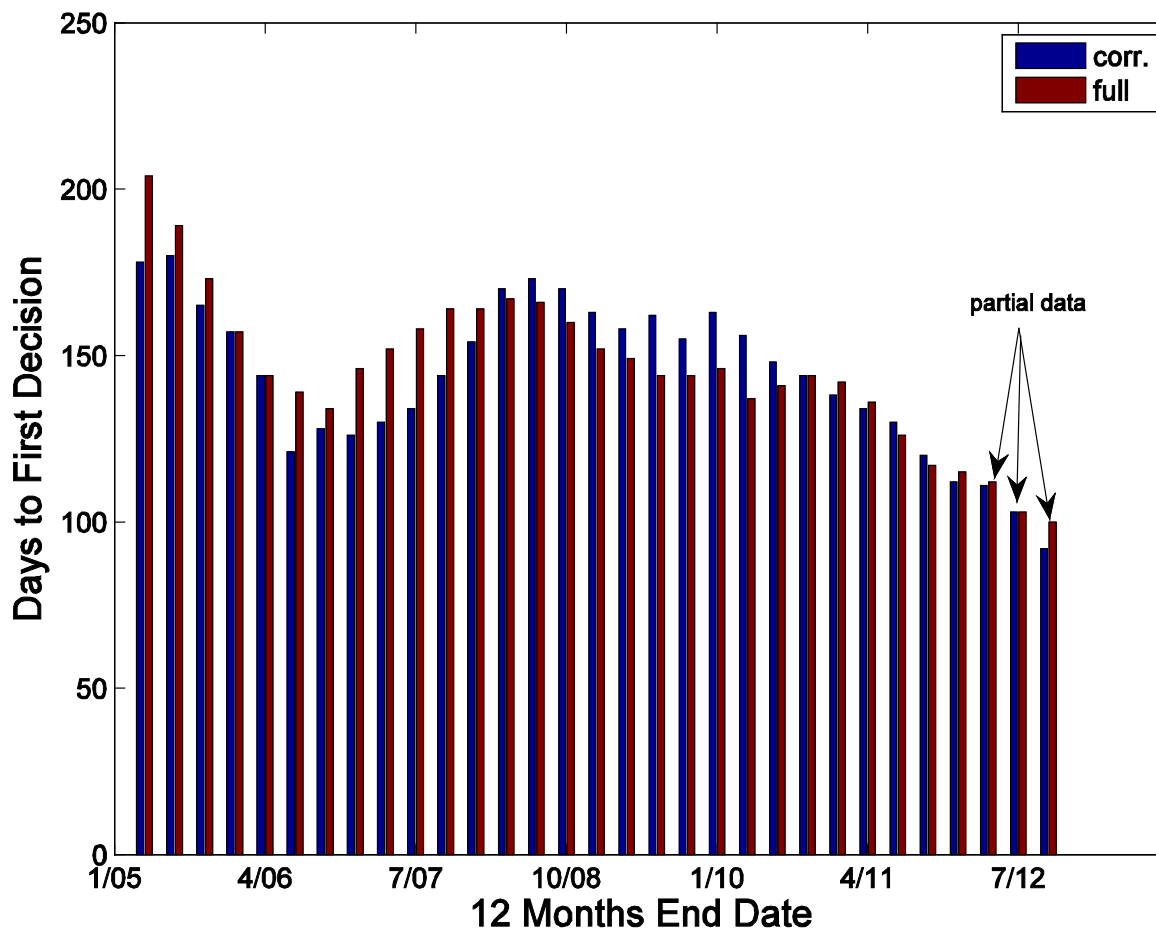
Lance Kaplan, Editor-In-Chief

September 7, 2012

## Transactions Overview

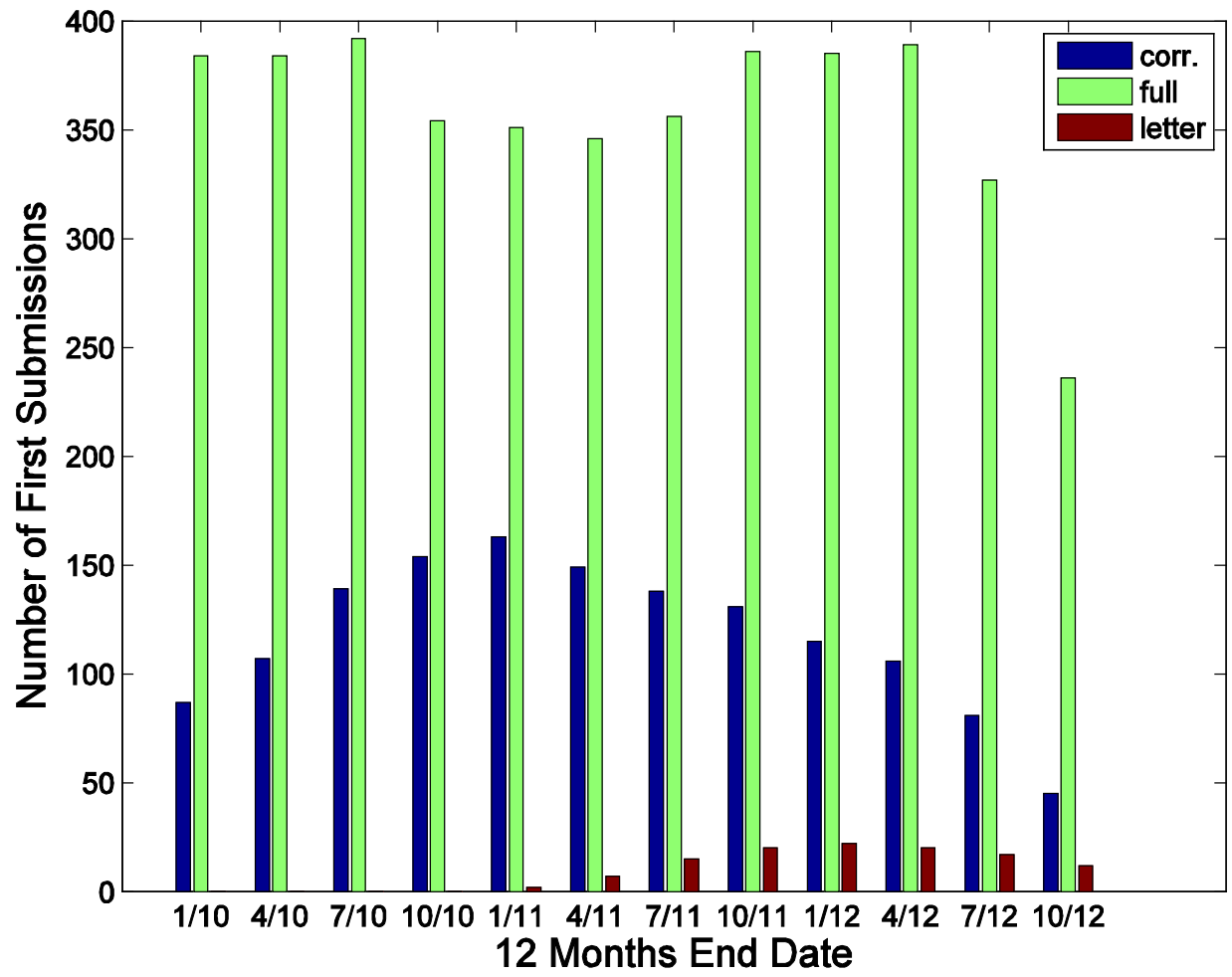
Below, please find the data on submissions and times to first decision. Our target is 3 months from submission to first decision – we ask referees for reviews in 60 days, and we ask authors to be patient until 4 months have elapsed. Note, that as always only those manuscripts on which a decision is available can be represented in these plots; that is, the most recent few bars are based on incomplete data.

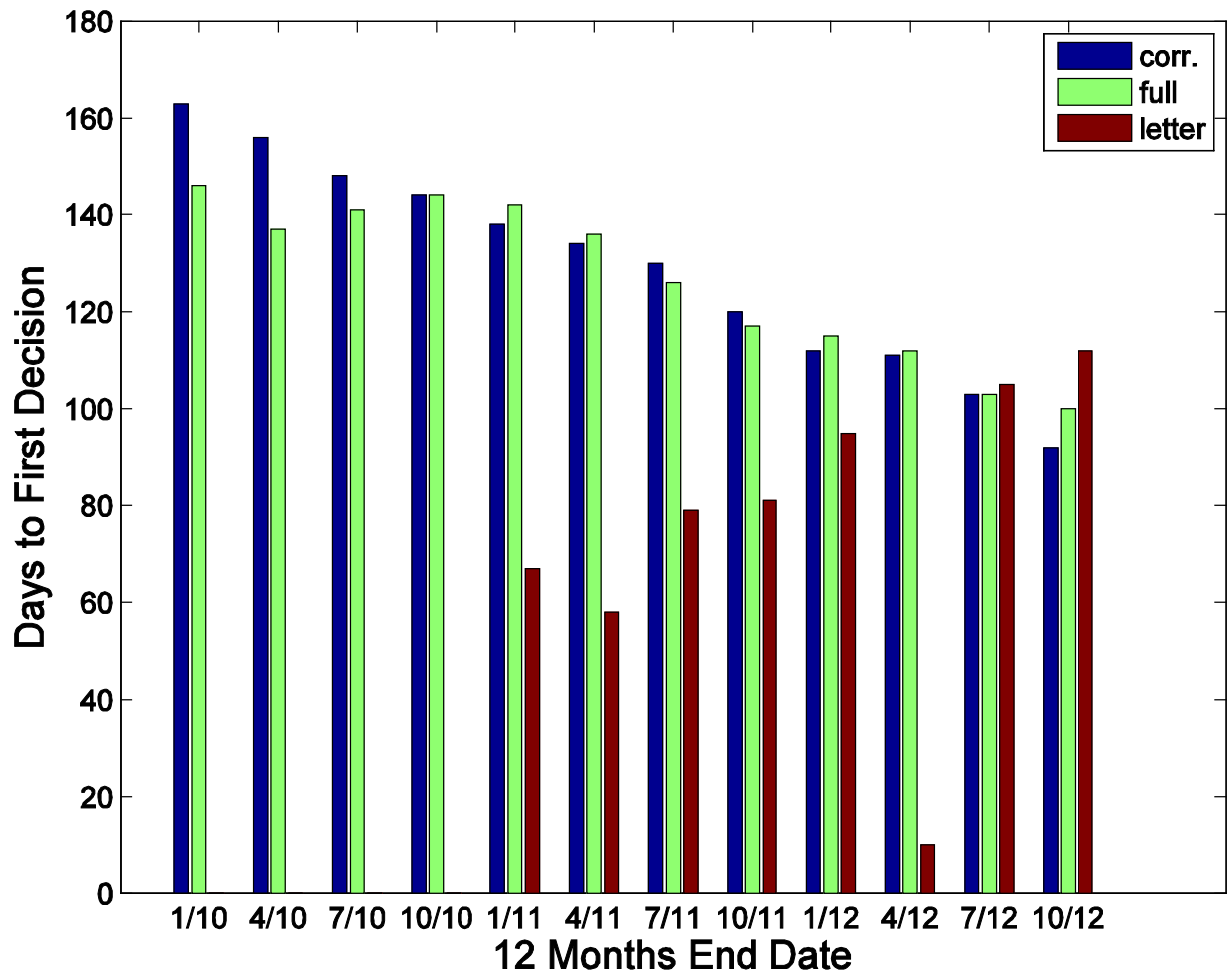




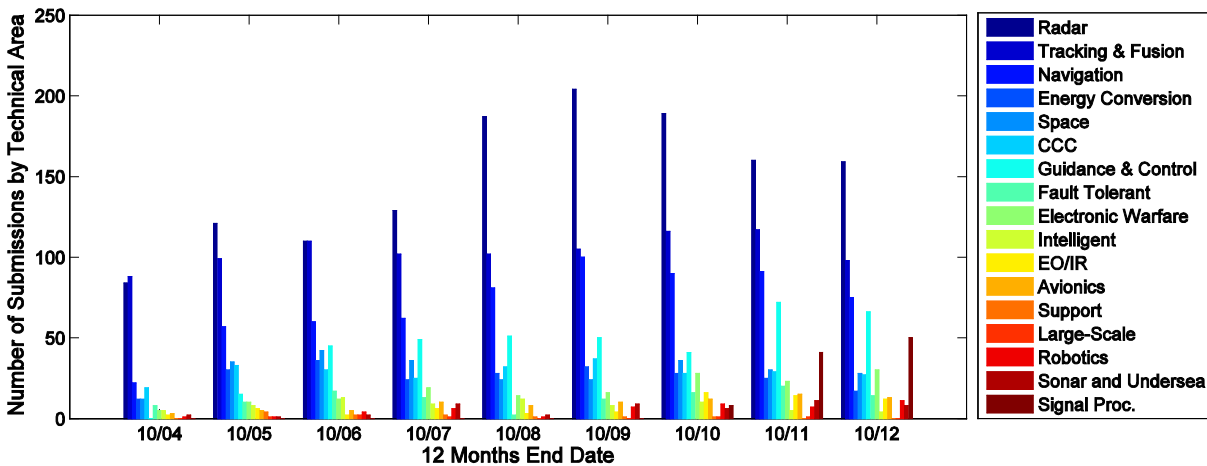
The story for the traditional manuscript types (regular papers and correspondences) remains good: We have an increasing number of submissions coupled with a decreasing turnaround time.

The figures below focus on more recent years, and they include data about the “letters”, which are the newest manuscript type. The number of letters seems to have stabilized, and they make up a small percentage of the papers we handle. The average time for first decision has risen. This might be due to two reasons. First, all letters are currently managed alone by Technical Editor Uwe Hanebeck of U Karlsruhe. He may require an Associate Editorial staff. Second, the review system treats letters the same as other manuscript types. We are going to explore reducing the assigned deadlines for reviews of letter. Furthermore, we need to explore ways to automatically drop potential reviewers who do not respond after a short period of time.





The next plot shows the submissions by technical area. Radar continues to be our biggest area followed by Tracking & Fusion, Navigation, Guidance & Control, and Signal Processing. Signal Processing is a newer area to capture techniques that span across multiple application (technical) areas. I am pleased by the broadening of interests across all technical areas – we have no “duds”.



## Executive Editorial News

We are still looking for a Business Editor to replace Jose Bolanos to collect voluntary and mandatory page charges that support our Transactions. Currently, Peter Willett has been covering this important function. We need to identify a permanent replacement for Jose.

## IEEE Policy News

The IEEE Board of Directors approved the open access Megajournal in July. The official news is available at ([http://www.ieee.org/about/news/2012/17july\\_2012.html](http://www.ieee.org/about/news/2012/17july_2012.html)). As mentioned in the Spring report, this Megajournal spans the whole technical breadth of the IEEE. The impact of this new publication on our Transactions is not clear. The biggest concern is that the Megajournal could weaken the reputation of the IEEE publications brand. Furthermore, the \$3000 author fee to enable open access of their papers on IEEE Xplore for our Transactions will be reduced to \$1750. This is an IEEE mandate. Note that authors are not allowed to post the IEEE Xplore PDFs of their papers on an external website. However, they are allowed to generate their self-generated post-reviewed versions that they sent out for copyediting.

When we went online only for 2011, we did not anticipate any manufacture costs. It turns out that according to the IEEE brochure, All-Society Periodicals Package subscribers are entitled to a CD-ROM of the Transactions. IEEE is going to produce the CD-ROMs for us at a cost of \$755.50.

## Special Section

The deadline for submissions of manuscripts to the Special Section on Compressed Sensing Applied to Radar closed on August 31. We have 29 submissions (27 regular papers and 2 correspondences) being covered by five guest editors. In addition, one well respected author in the field has been granted a modest extension for her paper. It appears that we are in very good shape for a vibrant special section. The plan is for the special section to appear in late 2013 or early 2014.

## **Editors and Editorial Areas**

Shinichi Nakasuka from the University of Tokyo was added in May as an associate editor under Guidance & Control to assist Min-Jea Tahk.

On the page that follows we see a table of all associate editors and their performances in terms of load, timeliness and selectivity. The first table is the most recent year, the second is the year before that.

IEEE Transactions on Aerospace and Electronic Systems  
**Associate Editor Performance Statistics Report**  
**For Period: 9/1/2011 - 8/31/2012**

Name	Average	Max	Min	Accepted	Rejected	Revise	Withdrawn	No Decision	Total	Acceptance Rate (%)
Abramovich, Yuri	246	557	119	5	0	2	0	1	6	100
Adve, Raviraj	125	202	58	3	2	8	0	3	8	60
Akella, Maruthi R.	139	155	124	2	0	1	0	0	2	100
Aloi, Daniel	113	389	0	2	4	3	0	3	9	33
Baker, Chris	162	420	63	2	1	7	0	5	8	67
Bell, Mark	386	399	373	0	0	0	0	0	0	0
Blair, William	0	0	0	0	0	0	0	0	0	0
Blanding, Wayne	103	173	0	11	20	11	0	6	37	35
Blanke, Mogens	184	260	0	1	6	0	0	2	9	14
Blunt, Shannon	87	132	0	3	6	5	0	1	10	33
Braasch, Michael	95	282	0	4	6	11	0	1	11	40
Campbell, Mark E.	0	0	0	1	1	0	0	0	2	50
Choukroun, Daniel	178	203	135	0	1	1	0	6	7	0
Coraluppi, Stefano	103	148	75	4	2	2	0	4	10	67
Dempster, Andrew	102	154	73	2	1	11	0	3	6	67
Efe, Murat	101	227	0	3	5	5	0	6	14	38
Ender, Joachim	0	0	0	0	0	0	0	2	2	0
Gebre-Egziabher, Demoz	0	0	0	0	0	0	0	0	0	0
Ghose, Debasish	103	184	65	1	2	4	0	6	9	33
Gini, Fulvio	110	179	77	7	1	11	0	3	11	88
Goodman, Nathan	0	0	0	0	0	0	0	3	3	0
Groves, Paul	95	180	6	2	4	4	0	5	11	33
Gustafsson, Fredrik	178	243	124	1	2	2	0	2	5	33
Hablani, Hari	150	210	109	0	1	2	0	0	1	0
Hanebeck, Uwe	91	153	0	4	11	1	0	8	23	27
Hary, Stephen	99	165	0	3	11	4	0	8	22	21
Hwang, Inseok	115	184	72	1	2	5	0	4	7	33
Idan, Moshe	83	176	3	1	6	2	0	5	12	14
Jah, Moriba	167	268	86	1	0	2	0	3	4	100
Jauffret, Claude	183	249	146	2	2	3	0	2	6	50
Kaplan, Lance	32	132	0	3	20	7	0	9	32	13
Khorasani, K.	8	8	8	0	1	0	0	2	3	0
Koch, Wolfgang	102	289	0	6	9	13	0	8	23	40
Krishnamurthy, Vikram	0	0	0	0	0	0	0	0	0	0
Kwon, Heesung	80	96	60	1	0	5	0	6	7	100
Lachapelle, Gerard	0	0	0	0	0	0	0	0	0	0
Lee, Jim	0	0	0	2	0	1	0	0	2	100
Lombardo, Pierfrancesco	225	337	120	2	0	6	1	7	10	100
Luginbuhl, Tod	196	286	118	1	0	2	1	2	4	100
Marano, Stefano	90	135	0	0	9	6	0	6	15	0
Mazumder, Sudip	475	628	249	0	0	1	0	0	0	0
Michelson, Robert	162	180	145	2	0	1	0	0	2	100
Mihaylova, Lyudmila	142	331	76	1	1	3	0	2	4	50
Mortari, Daniele	0	0	0	0	0	0	0	0	0	0
Morton, Jade	84	168	1	7	5	2	0	4	16	58
Nakasuka, Shinichi	0	0	0	0	0	0	0	5	5	0
Narayanan, Ram	91	140	63	5	5	11	0	2	12	50
Nickel, Ulrich	89	202	32	6	6	17	0	2	14	50
Oshman, Yaakov	0	0	0	2	0	2	0	0	2	100
Patterson-Hine, Ann	0	0	0	0	0	0	0	0	0	0
Polivka, William	63	179	0	1	6	2	0	2	9	14
Pullen, Sam	358	395	322	1	0	1	0	0	1	100
Rangaswamy, Muralidhar	262	1083	0	4	4	2	0	1	9	50
Rauhut, Holger	0	0	0	0	0	0	0	2	2	0
Rice, Michael	95	265	0	4	5	16	0	3	12	44
Robertazzi, Thomas	78	149	19	2	2	3	0	4	8	50
Ruggieri, Marina	597	618	577	0	0	0	0	0	0	0
Salmond, David	81	81	81	2	0	1	0	0	2	100
Schirinzi, Gilda	0	0	0	0	0	0	0	1	1	0
Strohmer, Thomas	0	0	0	0	0	0	0	2	2	0
Sukkarieh, Salah	60	105	0	0	4	2	0	2	6	0
Tague, John	70	194	0	5	1	5	0	0	6	83
Tahk, Min-Jea	102	277	0	2	4	6	0	1	7	33
Veerachary, Mummadi	178	271	93	2	2	3	0	0	4	50
Vladimirova, Tanya	125	234	66	3	1	2	0	4	8	75
Vo, Ba-Ngu	205	294	81	2	0	4	0	3	5	100
Watts, Simon	90	150	16	5	4	9	0	5	14	56
Weiss, Matthias	0	0	0	0	0	0	0	4	4	0
Willett, Peter	57	327	0	9	17	6	0	4	30	35
Wong, Kainam	67	72	63	0	1	1	0	4	5	0



**Associate Editor Performance Statistics Report**  
**For Period: 9/1/2010 - 8/31/2011**

<i>Name</i>	<i>Average</i>	<i>Max</i>	<i>Min</i>	<i>Accepted</i>	<i>Rejected</i>	<i>Decision to Revise</i>	<i>Withdrawn</i>	<i>No Decision</i>	<i>Total</i>	<i>Acceptance Rate(%)</i>	
Abramovich, Yuri	142	447	1	4	4	4	6	0	3	11	50
Adve, Raviraj	150	216	92	2	2	2	7	0	5	9	50
Akella, Maruthi R.	102	118	72	2	1	1	4	0	3	6	67
Aloi, Daniel	217	291	121	1	2	2	2	0	2	5	33
Baker, Chris	157	365	14	10	1	1	7	0	10	21	91
Bell, Mark	380	664	231	1	1	1	0	0	2	4	50
Blair, William	377	377	377	0	0	0	0	0	0	0	0
Blanding, Wayne	118	189	0	2	12	12	12	0	7	21	14
Blanke, Mogens	105	271	0	4	6	6	5	0	5	15	40
Blunt, Shannon	103	162	21	4	7	7	3	0	3	14	36
Braasch, Michael	73	261	0	18	26	26	14	0	5	49	41
Campbell, Mark E.	134	214	12	2	3	3	3	0	0	5	40
Choukroun, Daniel	0	0	0	0	0	0	0	0	1	1	0
Coraluppi, Stefano	137	231	0	2	3	3	5	0	4	9	40
Dempster, Andrew	110	160	84	0	2	2	3	0	1	3	0
Efe, Murat	41	238	0	3	10	10	1	0	6	19	23
Gebre-Egziabher, Demoz	0	0	0	0	0	0	0	0	0	0	0
Ghose, Debasish	0	0	0	0	0	0	0	0	1	1	0
Gini, Fulvio	87	179	3	6	6	6	9	0	8	20	50
Groves, Paul	52	81	10	0	0	0	3	1	0	1	0
Gustafsson, Fredrik	0	0	0	0	0	0	0	0	1	1	0
Hablani, Hari	88	210	6	1	8	8	3	0	3	12	11
Hanebeck, Uwe	54	109	0	1	6	6	1	0	7	14	14
Hary, Stephen	121	168	88	0	3	3	2	0	4	7	0
Hwang, Inseok	71	71	71	0	0	0	1	0	4	4	0
Idan, Moshe	6	6	6	0	1	1	0	0	3	4	0
Jah, Moriba	94	132	54	0	3	3	2	0	3	6	0
Jauffret, Claude	125	222	10	2	4	4	5	0	3	9	33
Kaplan, Lance	65	114	0	5	6	6	10	0	2	13	45
Koch, Wolfgang	140	350	0	12	11	11	16	0	5	28	52
Krishnamurthy, Vikram	0	0	0	0	0	0	0	0	0	0	0
Lachapelle, Gerard	0	0	0	0	0	0	0	0	0	0	0
Lee, Jim	103	155	3	5	5	5	7	0	0	10	50
Lombardo, Pierfrancesco	209	309	119	5	4	4	9	0	8	17	56
Luginbuhl, Tod	189	329	0	3	2	2	3	0	3	8	60
Marano, Stefano	110	176	75	4	7	7	1	0	0	11	36
Mazumder, Sudjip	0	0	0	0	0	0	0	0	2	2	0
Michelson, Robert	122	337	0	1	2	2	0	0	2	5	33
Mihaylova, Lyudmila	79	131	8	0	1	1	2	0	4	5	0
Mortari, Daniele	0	0	0	0	0	0	0	0	0	0	0
Morton, Jade	191	348	83	2	3	3	6	0	1	6	40
Narayanan, Ram	130	213	56	4	5	5	6	0	4	13	44
Nickel, Ulrich	89	170	50	3	5	5	3	0	4	12	38
Oshman, Yaakov	51	256	0	3	10	10	3	0	0	13	23
Patterson-Hine, Ann	0	0	0	0	0	0	0	0	0	0	0
Polivka, William	72	337	0	2	9	9	2	0	1	12	18
Pullen, Sam	129	175	53	3	1	1	4	0	2	6	75
Rangaswamy, Muralidhar	180	423	71	3	1	1	5	0	3	7	75
Rice, Michael	121	332	0	6	5	5	18	0	1	12	55
Robertazzi, Thomas	44	146	0	3	3	3	7	0	2	8	50
Ruggieri, Marina	200	370	0	3	2	2	1	0	0	5	60
Salmond, David	181	296	100	8	2	2	7	0	0	10	80
Tague, John	129	733	0	6	4	4	4	0	0	10	60
Tahk, Min-Jea	115	289	0	1	5	5	8	0	2	8	17
Veerachary, Mummadi	88	88	88	3	1	1	0	0	2	6	75
Vladimirova, Tanya	235	391	127	0	2	2	1	0	2	4	0
Vo, Ba-Ngu	176	535	56	5	3	3	6	0	7	15	63
Walker, Joel	0	0	0	0	0	0	0	0	0	0	0
Watts, Simon	95	143	6	1	3	3	10	0	1	5	25
Willett, Peter	32	210	0	8	41	41	11	0	4	53	16



## Guest Table

On the next page, please find manuscript rates by country for two three-year periods.

Manuscript by Country Report September 2009 - August 2012		
Country*	Total Manuscripts	Acceptance Rate
Algeria	9	17%
Argentina	1	0%
Australia	63	48%
Austria	4	33%
Belgium	4	33%
Brazil	8	29%
Canada	77	39%
Chile	1	0%
China	452	15%
China, P.r.	2	100%
Colombia	1	0%
Denmark	2	0%
Egypt	6	0%
Finland	6	25%
France	39	40%
Germany	33	60%
Greece	7	40%
Hong Kong	19	50%
India	41	13%
Iran	41	3%
Iraq	1	0%
Ireland	2	100%
Israel	15	25%
Italy	59	60%
Japan	11	29%
Korea	14	38%
Korea (south), Republic Of	54	28%
Korea, Republic Of	1	0%
Lebanon	1	0%
Liechtenstein	1	0%
Malaysia	5	0%
Malta	1	0%
Mexico	1	100%
Montenegro	2	100%
Netherlands	8	67%
New Zealand	3	0%
Norway	3	33%
P. R. China	6	0%
P.r.china	2	100%
Pakistan	9	29%
People's Republic Of China	3	33%
Poland	10	38%
Portugal	6	50%
Pr China	3	100%
R. O. C.	2	0%
Rep. Of Korea	2	0%
Romania	5	0%
Russia	6	100%
Saudi Arabia	6	20%
Serbia And Montenegro	6	20%
Singapore	25	26%
Slovak Republic	2	50%
Slovenia	1	0%
South Africa	9	43%
South Korea	23	20%
Spain	29	43%
Sweden	14	90%
Switzerland	6	20%
Taiwan	31	14%
Tunisia	4	0%
Turkey	26	47%
U.s.	1	0%
U.s.a.	2	50%
Uae	1	0%
United Arab Emirates	1	100%
United Kingdom	46	30%
United States of America	325	44%
Warsaw	1	0%
Unknown	10	0%

Manuscript by Country Report September 2006 - August 2009		
Country*	Total Manuscripts	Acceptance Rate
Algeria	3	67%
Argentina	2	0%
Australia	40	66%
Austria	2	0%
Belgium	2	100%
Brazil	4	25%
Canada	48	67%
China	265	26%
Cyprus	1	0%
Czech Republic	1	100%
Egypt	10	10%
Finland	2	0%
France	26	88%
Germany	12	75%
Greece	5	20%
Hong Kong	6	33%
India	43	22%
Iran	21	33%
Iraq	1	0%
Israel	17	56%
Italy	54	66%
Japan	14	67%
Jordan	1	0%
Korea	3	0%
Korea (south), Republic Of	30	28%
Kuwait	1	100%
Malaysia	2	0%
Mexico	4	25%
Monroe	1	0%
Morocco	1	0%
Netherlands	10	80%
Norway	3	100%
P. R. China	3	67%
P.r. China	1	0%
P.r.china	7	17%
Pakistan	1	0%
People's Republic Of China	1	0%
Poland	3	100%
Portugal	2	0%
Pr China	4	67%
R. O. C.	2	50%
Rep. Of Korea	1	100%
Russia	2	50%
Singapore	13	31%
Slovak Republic	1	0%
South Africa	5	80%
South Korea	8	38%
Spain	27	48%
Sweden	6	50%
Switzerland	2	50%
Taiwan	40	13%
Thailand	1	0%
The United States Of America	1	0%
Turkey	13	42%
U.s.	1	100%
Uae	2	50%
Ukraine	1	100%
United Kingdom	30	57%
United States of America	345	58%
Unknown	18	29%